

KHSAA Basketball - Game Box Score

Grayson County Cougars vs. Adair County Indians

Date: 03/18/2009 Time: 1:30 pm Site: Rupp Arena-Lexington, KY Attendance: 14,949

Visitors: Adair County Indians

##	Name	P	FG	3 Pt	FT	PTS	ORB	DRB	TR	PF	AST	TO	BS	ST	MIN
00	Tristan Reece		0/2	0/2	0/0	0	0	0	0	1	0	2	0	0	15:38
4	Alex Tooley		0/0	0/0	0/0	0	0	0	0	0	0	0	0	0	0:48
5	* Corey Helm		2/6	1/4	2/2	7	1	3	4	3	0	2	0	0	29:15
11	* Nick Fudge		2/8	0/3	0/2	4	0	2	2	4	4	1	0	3	31:12
13	Dylan Newton		0/0	0/0	0/0	0	0	0	0	1	0	0	0	0	0:31
14	Trey Grider		0/0	0/0	0/0	0	0	1	1	0	0	0	0	0	0:31
21	Blake Perkins		0/2	0/1	0/0	0	0	0	0	0	1	0	0	0	1:27
22	* Kyle Sandusky		3/8	0/2	0/0	6	1	2	3	2	0	3	1	1	27:57
23	Kyle Young		0/0	0/0	0/0	0	1	0	1	0	0	0	0	0	4:40
31	* Darren Ballou		4/10	1/3	3/6	12	3	8	11	4	1	1	2	0	30:30
34	Jon Hansel		1/1	0/0	0/0	2	0	0	0	1	0	0	0	0	0:17
44	Daniel Humphress		0/0	0/0	0/0	0	0	0	0	0	0	0	0	0	0:48
50	* Cameron Murrell		1/2	0/0	0/1	2	0	2	2	2	0	1	0	0	16:26
	Team						0	1	1						
	Totals		13/39	2/15	5/11	33	6	19	25	18	6	10	3	4	160
	Total FG		1st Half	4/16	25.0%	2nd Half	9/23	39.1%	Game	13/39	33.3%				
	3 PT FG		1st Half	1/4	25.0%	2nd Half	1/11	9.09%	Game	2/15	13.3%				
	Free Throws		1st Half	3/9	33.3%	2nd Half	2/2	100%	Game	5/11	45.5%				

Home: Grayson County Cougars

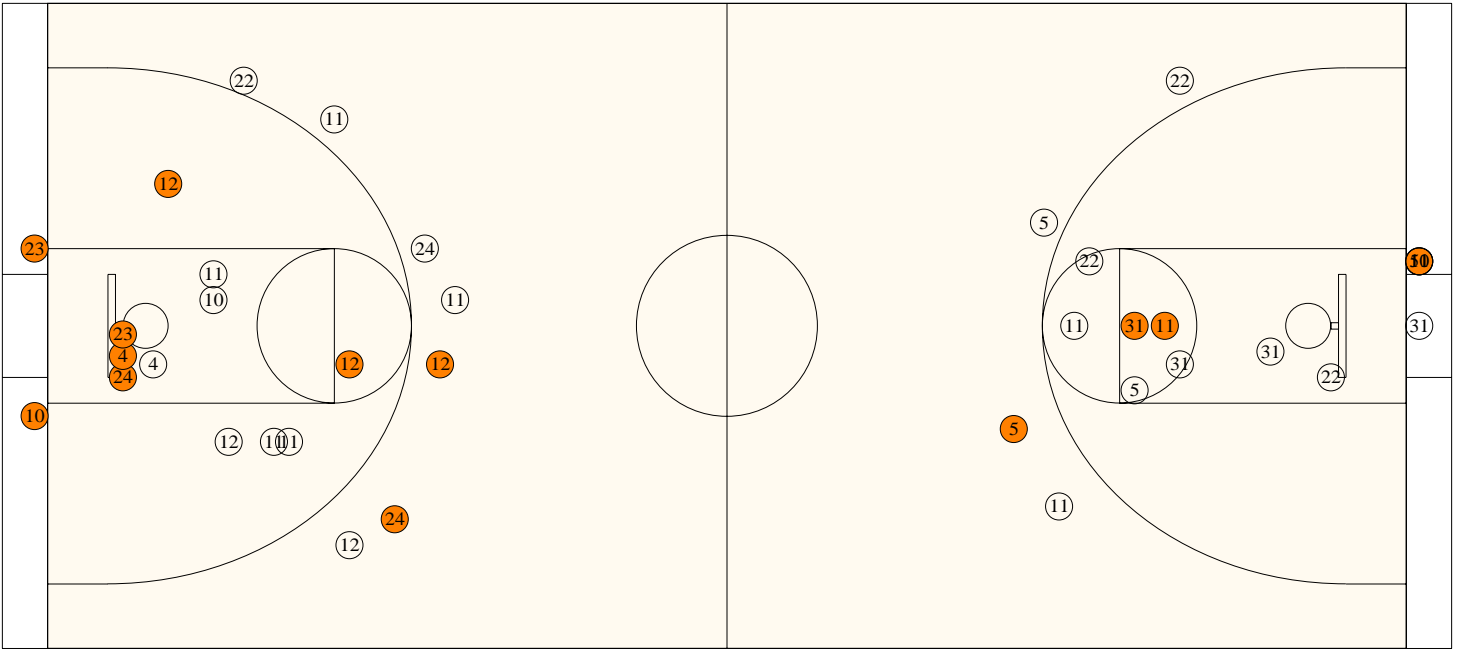
##	Name	P	FG	3 Pt	FT	PTS	ORB	DRB	TR	PF	AST	TO	BS	ST	MIN
3	Daniel Buckles		0/0	0/0	0/0	0	0	0	0	0	0	0	0	0	0:40
4	* Bennett Skaggs		2/5	0/0	0/3	4	4	3	7	2	2	1	0	1	22:30
10	* Aaron Deviney		2/4	0/0	1/2	5	3	0	3	3	0	1	0	1	22:21
11	* Wes Smith		2/9	1/4	5/9	10	1	5	6	4	1	2	0	0	30:47
12	* Travis Johnston		4/12	1/5	4/4	13	0	1	1	1	3	1	0	1	31:12
15	Ryan Grubbs		0/0	0/0	0/0	0	0	0	0	0	0	0	0	0	0:48
20	Hunter Gary		0/0	0/0	0/0	0	0	1	1	0	0	0	0	0	7:24
22	Tyler Saltsman		0/2	0/2	0/0	0	0	1	1	2	0	2	0	0	9:28
23	Seth Bratcher		2/2	0/0	0/0	4	1	3	4	0	0	0	0	0	6:35
24	* Lance Buckler		2/5	1/3	2/2	7	2	5	7	2	0	2	0	0	20:28
25	Tyler Mullins		0/0	0/0	0/2	0	0	0	0	0	0	0	0	0	0:48
32	Evand Donald		0/0	0/0	1/2	1	0	0	0	0	0	0	0	0	0:31
33	Dustin Thomas		0/0	0/0	1/2	1	0	1	1	0	0	1	0	0	5:15
34	Brent Basham		0/0	0/0	0/0	0	0	1	1	0	0	0	0	0	0:48
2	Dylan Vaught		0/0	0/0	0/0	0	0	1	1	0	0	0	0	0	0:25
	Team						2	2	4						
	Totals		14/39	3/14	14/26	45	13	24	37	14	6	10	0	3	160
	Total FG		1st Half	9/20	45.0%	2nd Half	5/19	26.3%	Game	14/39	35.9%				
	3 PT FG		1st Half	2/7	28.6%	2nd Half	1/7	14.3%	Game	3/14	21.4%				
	Free Throws		1st Half	3/4	75.0%	2nd Half	11/22	50.0%	Game	14/26	53.8%				

	Ada	Gra		Ada	Gra		Ada	Gra
Free Throw Pts	5	14	3Pt Points	6	9	Pts/Possession	0.66	0.92
Pts off Turnovers	7	10	2nd Chance Points	3	13	Pts off Bench	2	6
Total Rebounds	25	37	Team Rebounds	1	4	Dead Ball Reb	2	5
Off Rebound %	20.0	40.6	Def Rebound %	59.4	80.0	Total Rebound %	40.3	59.7
3Pt Efficiency	-17.2	-7.9	Def. Stops	29	34	Pts/Shot	0.75	0.87
Technical Fouls	Ada	None						
	Gra	None						
Officials	Mike Black, Alfred Smith, Glenn Gray							

	Qtr 1	Qtr 2	Qtr 3	Qtr 4	OT 1	OT 2	OT 3	OT 4	Total
Adair County Indians	5	7	12	9	0	0	0	0	33
Grayson County Cougars	15	8	9	13	0	0	0	0	45

Largest Lead Gra 31 Ada 18 (13 pts) **Lead Changes** 0 **Number of Ties** 0
Comments: None

FIRST HALF



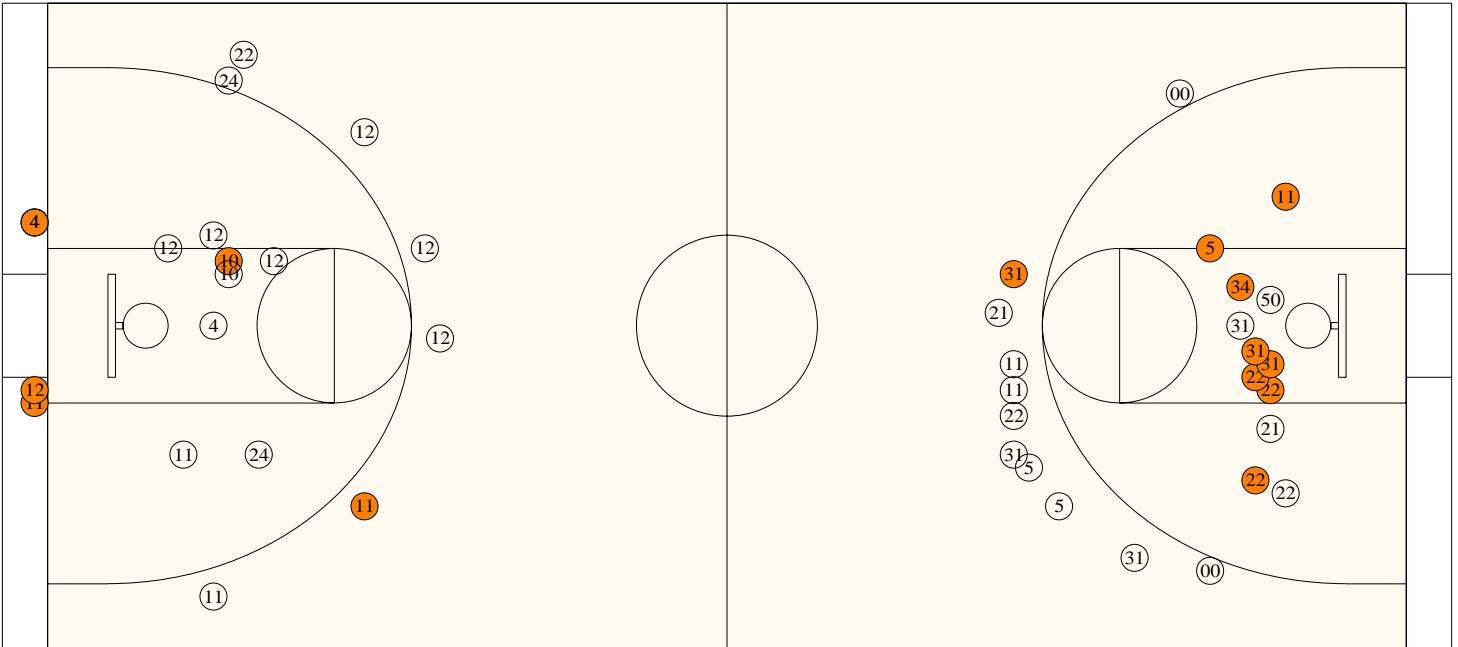
Grayson County

Shooting	Pts	Pts
2FG 7/13 (53.8%)	14	Pts/Shot 1.05
3FG 2/7 (28.6%)	6	2nd Eff Pts 9
TFG 9/20 (45.0%)		Pts off TO's 2
FT 3/4 (75.0%)	3	3Pt Eff -7.3
Scoring Distribution: 2FG 60.9% 3FG 26.1% FT 13.0%		

Adair County

Shooting	Pts	Pts
2FG 3/12 (25.0%)	6	Pts/Shot 0.60
3FG 1/4 (25.0%)	3	2nd Eff Pts 1
TFG 4/16 (25.0%)		Pts off TO's 2
FT 3/9 (33.3%)	3	3Pt Eff +8.3
Scoring Distribution: 2FG 50.0% 3FG 25.0% FT 25.0%		

SECOND HALF

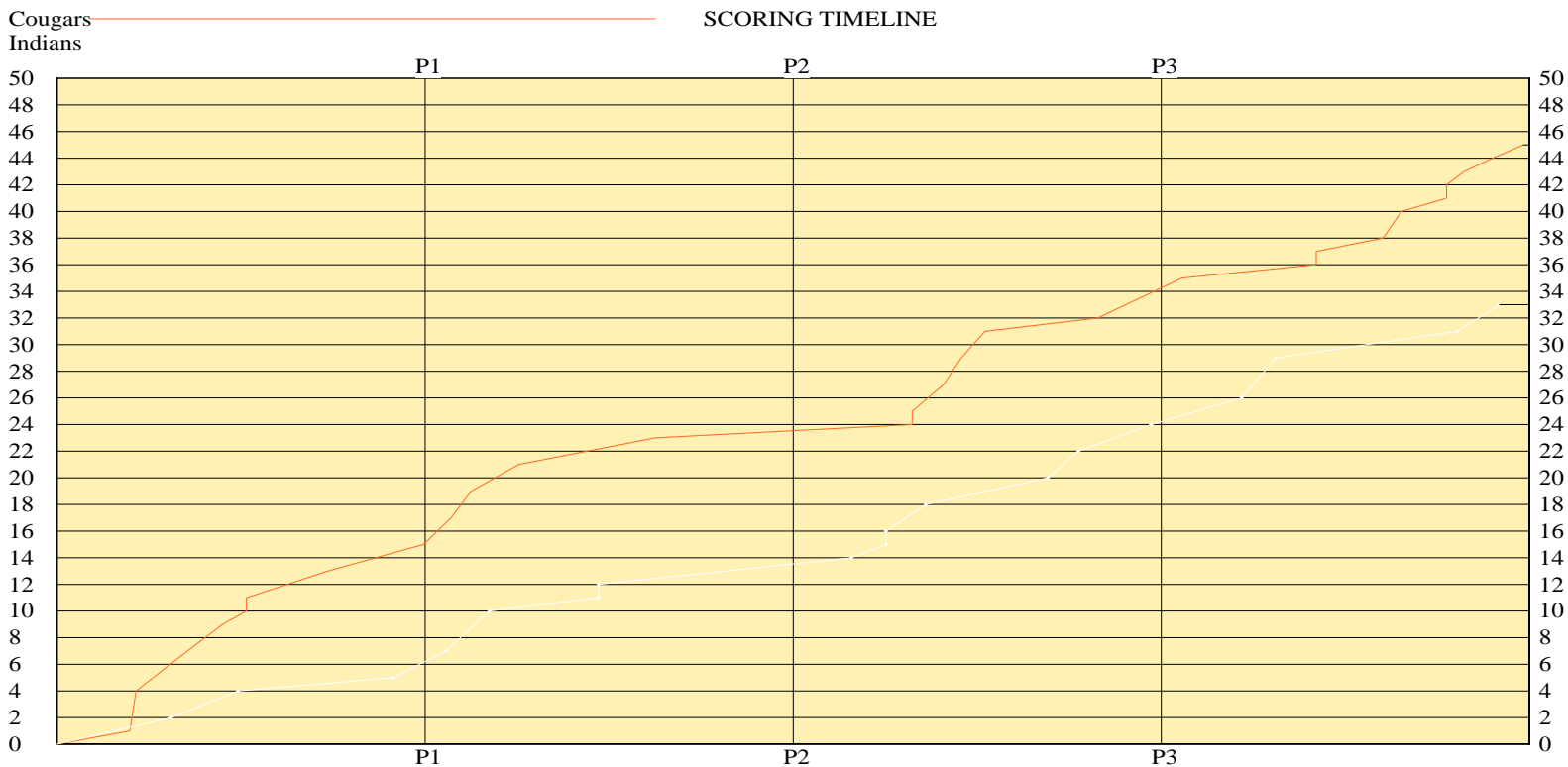
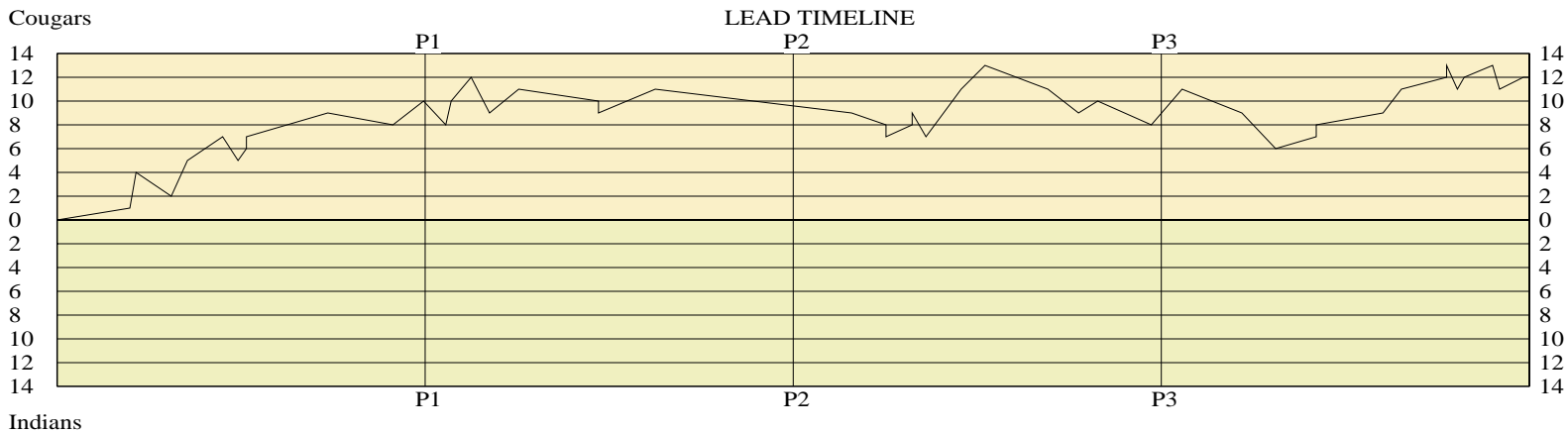


Grayson County

2FG 4/12 (33.3%)	8ts	Pts/Shot 0.73
3FG 1/7 (14.3%)	3	2nd Eff Pts 4
TFG 5/19 (26.3%)		Pts off TO's 8
FT 11/22 (50.0%)	11	3Pt Eff -7.9
Scoring Distribution: 2FG 36.4% 3FG 13.6% FT 50.0%		

Adair County

2FG 8/12 (66.7%)	16s	Pts/Shot 0.88
3FG 1/11 (9.09%)	3	2nd Eff Pts 2
TFG 9/23 (39.1%)		Pts off TO's 5
FT 2/2 (100%)	2	3Pt Eff -35.4
Scoring Distribution: 2FG 76.2% 3FG 14.3% FT 9.5%		



Largest Lead Gra 31 Ada 18 (13 pts) Lead Changes 0 Number of Ties 0

KHSAA Basketball - Play by Play Report - Scoring Only (pg 1)

Grayson County Cougars vs. Adair County Indians

Date: 03/18/2009 Time: 1:30 pm Site: Rupp Arena-Lexington, KY Attendance: 14,949

Name	Action	Action	Score	Clock	Diff	Name	Action	Action
W Smith	FT Made		1-0	1	6:25 +1 (L1)	N Fudge	Personal Foul	
T Johnston	3Pt Made	W Smith Assist	4-0	1	6:17 +4			
L Buckler	3Pt Made	T Johnston Assist	4-2	1	5:31 +2	C Murrell	Layup Made	D Ballou Assist
L Buckler	Putback Made		7-2	1	5:10 +5			
			9-2	1	4:24 +7			
			9-4	1	4:04 +5	N Fudge	FG Made	
L Buckler	FT Made		10-4	1	3:53 +6	D Ballou	Personal Foul	
L Buckler	FT Made		11-4	1	3:53 +7			
B Skaggs	Putback Made		13-4	1	2:07 +9			
			13-5	1	0:42 +8	D Ballou	FT Made	
S Bratcher	Putback Made		15-5	1	0:02 +10			

End of Period Summary Cougars 15 Indians 5

Largest Lead: Cougars 15 Indians 5 (10 pts)

Lead in Period: Cougars 15 Indians 5 (10 pts)

2 for 0 oppo pts

5 for 9 pts

5/12 for 41.7 %

3/4 for 75.0 %

Turnovers

2nd Chances

Field Goals

Free Throws

Lead Changes: 1 Ties: 0

Lead Changes: 0 Ties: 0 (this period)

3 for 2 oppo pts

2 for 1 pts

2/8 for 25.0 %

1/4 for 25.0 %

			15-7	2	7:33 +8	D Ballou	FG Made	
S Bratcher	Layup Made	T Johnston Assist	17-7	2	7:26 +10			
A Deviney	Layup Made	T Johnston Assist	19-7	2	7:00 +12			
			19-10	2	6:36 +9	C Helm	3Pt Made	N Fudge Assist
T Johnston	FG Made		21-10	2	5:58 +11			
A Deviney	Personal Foul		21-11	2	4:14 +10	D Ballou	FT Made	
			21-12	2	4:14 +9	D Ballou	FT Made	
T Johnston	FG Made		23-12	2	3:00 +11			

End of Period Summary Cougars 23 Indians 12

Largest Lead: Cougars 19 Indians 7 (12 pts)

Lead in Period: Cougars 19 Indians 7 (12 pts)

3 for 2 oppo pts

0 for 0 pts

4/8 for 50.0 %

0/0 for 0.00 %

Turnovers

2nd Chances

Field Goals

Free Throws

Lead Changes: 1 Ties: 0

Lead Changes: 0 Ties: 0 (this period)

1 for 0 oppo pts

2 for 0 pts

2/8 for 25.0 %

2/5 for 40.0 %

			23-14	3	6:44 +9	K Sandusky	FG Made	N Fudge Assist
W Smith	Personal Foul		23-15	3	5:59 +8	C Helm	FT Made	
			23-16	3	5:59 +7	C Helm	FT Made	
T Johnston	FT Made		24-16	3	5:25 +8	K Sandusky	Personal Foul	
T Johnston	FT Made		25-16	3	5:25 +9			
			25-18	3	5:07 +7	C Helm	FG Made	
W Smith	Layup Made	B Skaggs Assist	27-18	3	4:44 +9			
B Skaggs	Layup Made		29-18	3	4:21 +11			
A Deviney	FG Made		31-18	3	3:50 +13			
			31-20	3	2:28 +11	K Sandusky	FG Made	
			31-22	3	1:48 +9	D Ballou	FG Made	
D Thomas	FT Made		32-22	3	1:23 +10			
			32-24	3	0:13 +8	K Sandusky	FG Made	N Fudge Assist

KHSAA Basketball - Play by Play Report - Scoring Only (pg 2)

Grayson County Cougars vs. Adair County Indians

Date: 03/18/2009 Time: 1:30 pm Site: Rupp Arena-Lexington, KY Attendance: 14,949

Name	Action	Action	Score	Clock	Diff	Name	Action	Action
End of Period Summary			Cougars 32			Indians 24		
Largest Lead: Cougars 31 Indians 18 (13 pts)						Lead Changes: 1 Ties: 0		
Lead in Period: Cougars 31 Indians 18 (13 pts)						Lead Changes: 0 Ties: 0 (this period)		
3 for 2 oppo pts			Turnovers			1 for 2 oppo pts		
5 for 3 pts			2nd Chances			1 for 2 pts		
3/12 for 25.0 %			Field Goals			5/11 for 45.5 %		
3/5 for 60.0 %			Free Throws			2/2 for 100 %		
W Smith	3Pt Made	B Skaggs Assist	35-24	4	7:33	+11		
			35-26	4	6:15	+9	D Ballou	FG Made
			35-29	4	5:31	+6	D Ballou	3Pt Made
			36-29	4	4:38	+7	T Reece	N Fudge Assist
T Johnston	FT Made		37-29	4	4:38	+8		Personal Foul
T Johnston	FT Made		38-29	4	3:11	+9		
W Smith	FT Made		40-29	4	2:47	+11		
T Johnston	Layup Made		41-29	4	1:48	+12	D Ballou	Personal Foul
W Smith	FT Made		42-29	4	1:48	+13		
W Smith	FT Made		42-31	4	1:34	+11	N Fudge	FG Made
A Deviney	FT Made		43-31	4	1:25	+12	D Ballou	Personal Foul
W Smith	FT Made		44-31	4	0:48	+13		
			44-33	4	0:39	+11	J Hansel	FG Made
			45-33	4	0:08	+12		B Perkins Assist
E Donald	FT Made							

End of Period Summary Cougars 45 Indians 33

Largest Lead: Cougars 31 Indians 18 (13 pts)

Lead in Period: Cougars 42 Indians 29 (13 pts)

2 for 3 oppo pts

3 for 1 pts

2/7 for 28.6 %

8/17 for 47.1 %

Turnovers

2nd Chances

Field Goals

Free Throws

Lead Changes: 1 Ties: 0

Lead Changes: 0 Ties: 0 (this period)

5 for 6 oppo pts

1 for 0 pts

4/12 for 33.3 %

0/0 for 0.00 %

OFFICIAL BASKETBALL BOX SCORE
Adair County Indians vs Grayson County Cougars

03/18/2009 1:30 pm
Final Box Score

Rupp Arena
Lexington, KY

No.	Adair County Indians	Total FG		3-point		Free throw		Rebounds			F	TP	A	TO	BLK	STL	MIN
		FG	FGA	FG	FGA	FT	FTA	Off	Def	Tot							
00	Tristan Reece	0	2	0	2	0	0	0	0	0	1	0	0	2	0	0	15:38
4	Alex Tooley	0	0	0	0	0	0	0	0	0	0	0	0	0	0	0	0:48
5	Corey Helm	2	6	1	4	2	2	1	3	4	3	7	0	2	0	0	29:15
11	Nick Fudge	2	8	0	3	0	2	0	2	2	4	4	4	1	0	3	31:12
13	Dylan Newton	0	0	0	0	0	0	0	0	0	1	0	0	0	0	0	0:31
31	Darren Ballou	4	10	1	3	3	6	3	8	11	4	12	1	1	2	0	30:30
22	Kyle Sandusky	3	8	0	2	0	0	1	2	3	2	6	0	3	1	1	27:57
50	Cameron Murrell	1	2	0	0	0	1	0	2	2	2	2	0	1	0	0	16:26
23	Kyle Young	0	0	0	0	0	0	1	0	1	0	0	0	0	0	0	4:40
21	Blake Perkins	0	2	0	1	0	0	0	0	0	0	0	1	0	0	0	1:27
44	Daniel Humphress	0	0	0	0	0	0	0	0	0	0	0	0	0	0	0	0:48
14	Trey Grider	0	0	0	0	0	0	0	1	1	0	0	0	0	0	0	0:31
34	Jon Hansel	1	1	0	0	0	0	0	0	0	1	2	0	0	0	0	0:17
Team (Included in Totals)								0	1	1							
Totals		13	39	2	15	5	11	6	19	25	18	33	6	10	3	4	160
Total FG%: 1st half 4 - 16 (25.0%) 2nd half 9 - 23 (39.1%) Game 13 - 39 (33.3%)												Deadball					
3Pt FG%: 1st half 1 - 4 (25.0%) 2nd half 1 - 11 (9.09%) Game 2 - 15 (13.3%)												rebounds					
FT%: 1st half 3 - 9 (33.3%) 2nd half 2 - 2 (100%) Game 5 - 11 (45.5%)												2					

No.	Grayson County Cougars	Total FG		3-point		Free throw		Rebounds			F	TP	A	TO	BLK	STL	MIN
		FG	FGA	FG	FGA	FT	FTA	Off	Def	Tot							
3	Daniel Buckles	0	0	0	0	0	0	0	0	0	0	0	0	0	0	0	0:40
4	Bennett Skaggs	2	5	0	0	0	3	4	3	7	2	4	2	1	0	1	22:30
10	Aaron Deviney	2	4	0	0	1	2	3	0	3	3	5	0	1	0	1	22:21
11	Wes Smith	2	9	1	4	5	9	1	5	6	4	10	1	2	0	0	30:47
12	Travis Johnston	4	12	1	5	4	4	0	1	1	1	13	3	1	0	1	31:12
24	Lance Buckler	2	5	1	3	2	2	2	5	7	2	7	0	2	0	0	20:28
22	Tyler Saltsman	0	2	0	2	0	0	0	1	1	2	0	0	2	0	0	9:28
20	Hunter Gary	0	0	0	0	0	0	0	1	1	0	0	0	0	0	0	7:24
23	Seth Bratcher	2	2	0	0	0	0	1	3	4	0	4	0	0	0	0	6:35
33	Dustin Thomas	0	0	0	0	1	2	0	1	1	0	1	0	1	0	0	5:15
15	Ryan Grubbs	0	0	0	0	0	0	0	0	0	0	0	0	0	0	0	0:48
25	Tyler Mullins	0	0	0	0	0	2	0	0	0	0	0	0	0	0	0	0:48
34	Brent Basham	0	0	0	0	0	0	0	1	1	0	0	0	0	0	0	0:48
32	Evand Donald	0	0	0	0	1	2	0	0	0	0	1	0	0	0	0	0:31
2	Dylan Vaught	0	0	0	0	0	0	0	1	1	0	0	0	0	0	0	0:25
Team (Included in Totals)								2	2	4							
Totals		14	39	3	14	14	26	13	24	37	14	45	6	10	0	3	160
Total FG%: 1st half 9 - 20 (45.0%) 2nd half 5 - 19 (26.3%) Game 14 - 39 (35.9%)												Deadball					
3Pt FG%: 1st half 2 - 7 (28.6%) 2nd half 1 - 7 (14.3%) Game 3 - 14 (21.4%)												rebounds					
FT%: 1st half 3 - 4 (75.0%) 2nd half 11 - 22 (50.0%) Game 14 - 26 (53.8%)												5					

Technical Fouls: None

Attendance: 14,949

Officials: Mike Black, Alfred Smith, Glenn Gray

Score by Period						1st	2nd	3rd	4th	Final	Record	Overall	Conf
Adair County Indians						5	7	12	9	33	Indians		
Grayson County Cougars						15	8	9	13	45	Cougars		

Cougars Indians			Cougars Indians			Cougars Indians		
Points off Turnovers	10	7	Second Effort Points	13	3	Bench Points	6	2
Points in the Paint	16	10	3 Point Points	9	6	Free Throw Points	14	5
3pt Efficiency	-7.9	-17.2	Points/Shot	0.87	0.75	Defensive Stops	34	29
Largest Lead	31	18 (13 pts)	Lead Changes	0		Number of Ties	0	

Game comments: None